

2022 MISSION BUDGET PRESENTATION HOLY SEE

Secretariat for the Economy



2022 TOTAL BUDGET - HOLY SEE

| M€ | Old Perimeter's 2022 Budget | New Entities' 2022 Budget | Holy See's 2022 Total Budget |
|--------------------------------------|-----------------------------------|------------------------------|------------------------------------|
| Operating income | 240,4 | 499,1 | 739,5 |
| External donations | 89,8 | 143,8 | 233,6 |
| Related entities' contributions | 40,0 | - | 40,0 |
| Real Estate Management | 81,7 | 14,3 | 96,0 |
| Commercial | 18,5 | 28,1 | 46,6 |
| Services | 10,4 | 312,9 | 323,3 |
| Operating expenses | 299,6 | 495,9 | 795,5 |
| Personnel costs | 137,5 | 176,3 | 313,8 |
| Administrative and general costs | 122,2 | 287,4 | 409,6 |
| Donations and contributions granted | 35,7 | 7,5 | 43,2 |
| Depreciation and other loss of value | 4,2 | 24,7 | 28,9 |
| Operating result | (59,2) | 3,2 | (56,0) |
| Financial income | 19,9 | 10,2 | 30,1 |
| Financial expenses | 6,5 | 1,0 | 7,5 |
| Financial result | 13,4 | 9,2 | 22,6 |
| Net income | (45,8) | 12,4 | (33,4) |

IN THE 2022 BUDGET, THE HOLY SEE HAS CHANGED ITS CONSOLIDATION PERIMETER, ADDING 30 NEW ENTITIES, IN A CONTINUOUS EFFORT TO INCREASE **TRANSPARENCY, VISIBILITY AND CONTROL** OF ITS ECONOMIC RESOURCES.

The 2022 Budget of the Holy See includes now 90 entities. Even with the complexity of the incorporation of new entities, the Budget approval has been advanced 3 months vs. 2021.

2022 BUDGET – HOLY SEE

ENTITIES (COMPARABLE BASIS)

| M€ | 2022 Budget | 2021 Budget | B2022 vs B2021 |
|--------------------------------------|----------------|----------------|-------------------|
| Operating income | 739,5 | 725,9 | 13,6 |
| External donations | 233,6 | 237,4 | (3,8) |
| Related entities' contributions | 40,0 | 37,0 | 3,0 |
| Real Estate Management | 96,0 | 86,9 | 9,1 |
| Commercial | 46,6 | 38,4 | 8,2 |
| Services | 323,3 | 326,2 | (2,9) |
| Operating expenses | 795,5 | 790,4 | 5,1 |
| Personnel costs | 313,8 | 304,7 | 9,1 |
| Administrative and general costs | 409,6 | 408,4 | 1,2 |
| Donations and contributions granted | 43,2 | 45,4 | (2,2) |
| Depreciation and other loss of value | 28,9 | 31,9 | (3,0) |
| Operating result | (56,0) | (64,5) | 8,5 |
| Financial income | 30,1 | 30,8 | (0,7) |
| Financial expenses | 7,5 | 8,4 | (0,9) |
| Financial result | 22,6 | 22,4 | 0,2 |
| Net income | (33,4) | (42,1) | 8,7 |

THE NEW CONSOLIDATION PERIMETER PROVIDES A **BETTER UNDERSTANDING** OF THE FINANCIALS OF THE HOLY SEE. REVENUES AND EXPENSES ARE APPROX. **3 TIMES BIGGER** THAN THE FORMER PERIMETER.

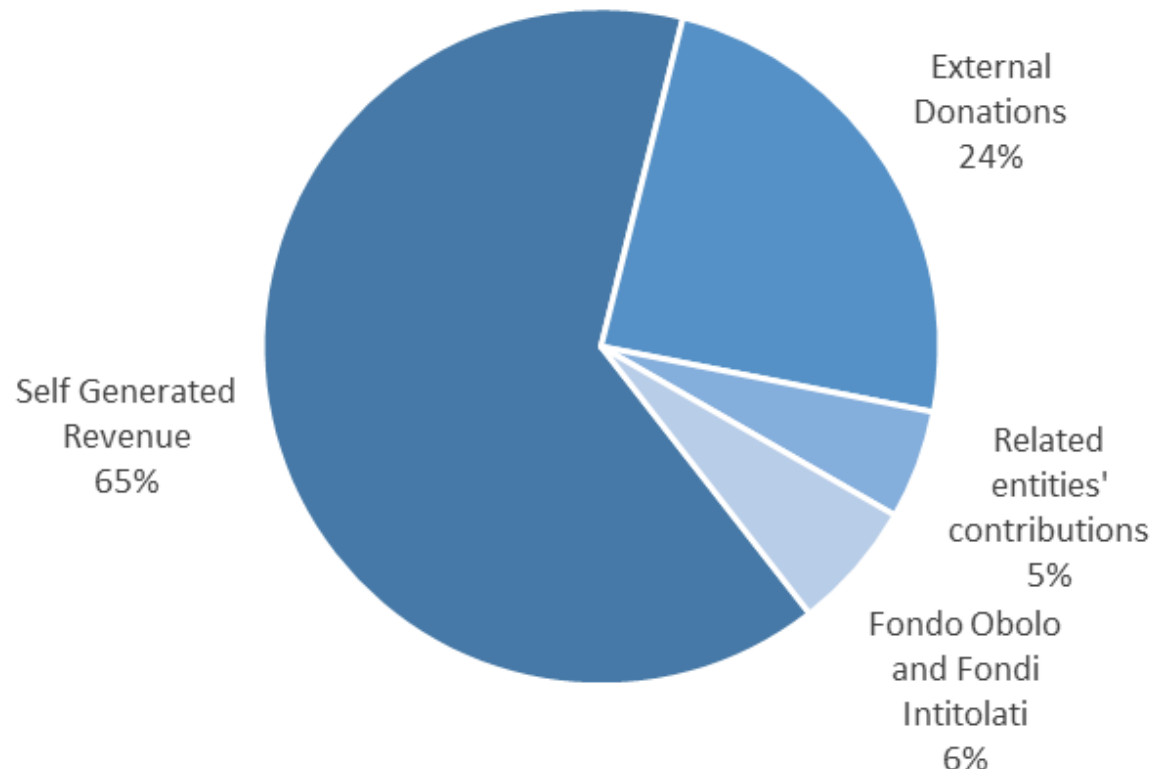
For comparison purposes -given that 2021 actual figures are still in the finalization process and the addition of the entities not consolidating in previous years-, 2021 restated Budget will be used as the reference point.

2022 BUDGET – HOLY SEE

SOURCE OF REVENUE

AFTER TWO YEARS HEAVILY IMPACTED BY THE PANDEMIC, ASSUMPTION FOR 2022 IS A **PROGRESSIVE RECOVERY** OF ECONOMIC ACTIVITIES BUT **NOT YET FOR DONATIONS** AND CONTRIBUTIONS.

2022 approved Budget includes TOTAL INCOME OF €769,6M.

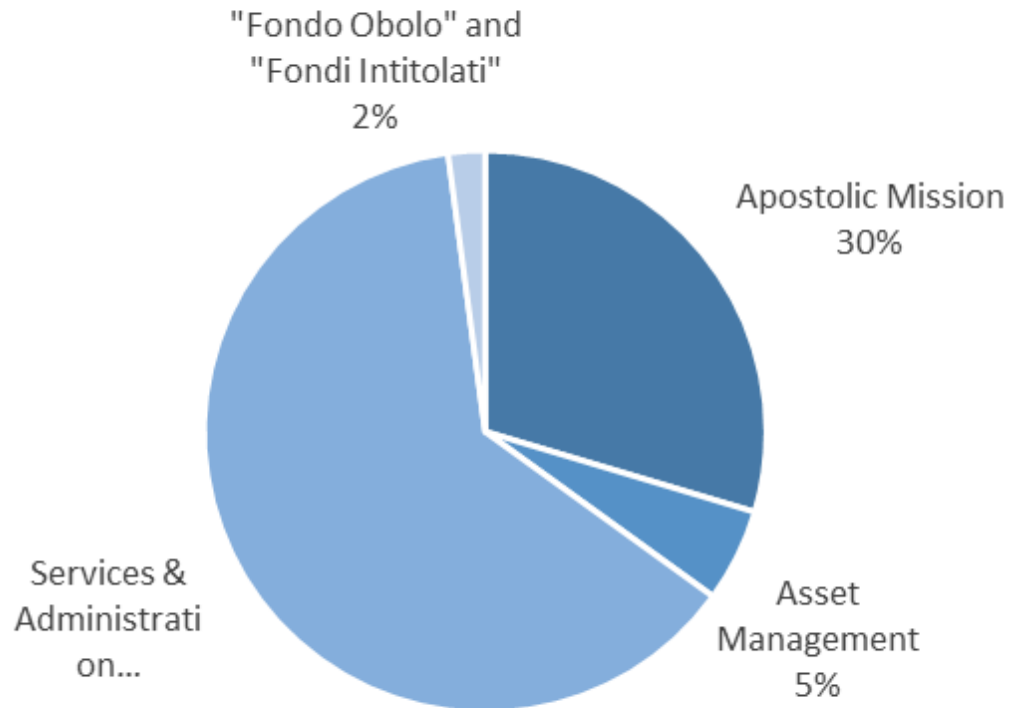


| Income - M€ | 2022 Budget | 2021 Budget | vs B2021 |
|---|--------------|--------------|--------------|
| Self Generated Revenues | 496,0 | 482,3 | 13,7 |
| Services | 323,3 | 326,2 | (2,9) |
| Real Estate Management | 96,0 | 86,9 | 9,1 |
| Financial income | 30,1 | 30,8 | (0,7) |
| Commercial | 46,6 | 38,4 | 8,2 |
| External Donations | 186,3 | 190,1 | (3,8) |
| Dedicated Donation | 166,3 | 169,7 | (3,4) |
| Dioceses Donation | 20,0 | 20,4 | (0,4) |
| Related entities contributions | 40,0 | 37,0 | 3,0 |
| Governorate SCV | 15,0 | 15,0 | - |
| IOR | 25,0 | 22,0 | 3,0 |
| Fondo Obolo and Fondi Intitolati | 47,3 | 47,3 | - |
| TOTAL | 769,6 | 756,7 | 12,9 |

2022 BUDGET – HOLY SEE

USE OF RESOURCES

EXPENSES ARE CONTAINED, AND GROWING SIGNIFICANTLY LOWER THAN INCOMES.



| Expenses - M€ | Apostolic Mission | | Asset Management | | Services & Administration | | TOTAL | |
|---|-------------------|------------|------------------|--------------|---------------------------|------------|--------------|------------|
| | M€ | vs B2021 | M€ | vs B2021 | M€ | vs B2021 | M€ | vs B2021 |
| <i>Pediatric Hospital Bambino Gesù</i> | - | - | - | - | 392,1 | - | 392,1 | - |
| <i>Secretariat of State</i> | 41,2 | - | - | - | 14,5 | (2,3) | 55,7 | (2,3) |
| <i>A.P.S.A.</i> | - | - | 43,0 | (8,6) | - | - | 43,0 | (8,6) |
| <i>Pension Fund</i> | - | - | - | - | 38,9 | 1,1 | 38,9 | 1,1 |
| <i>Dicastery for Communication</i> | 37,8 | 0,3 | - | - | - | - | 37,8 | 0,3 |
| <i>Others</i> | 158,8 | 7,5 | - | - | 59,7 | 6,0 | 218,5 | 13,5 |
| Total Expenses | 237,8 | 7,8 | 43,0 | (8,6) | 505,2 | 4,8 | 786,0 | 4,0 |
| <i>"Fondo Obolo" and "Fondi Intitolati"</i> | 17,0 | - | - | - | - | - | 17,0 | - |
| Total Expenses | 254,8 | 7,8 | 43,0 | (8,6) | 505,2 | 4,9 | 803,0 | 4,0 |

2022 BUDGET – APOSTOLIC MISSION

FUNDING NEEDS

| M€ | Apostolic Mission | | Asset Management | | Services & Administration | | TOTAL | |
|---------------------------------------|-------------------|--------------|------------------|--------------|---------------------------|--------------|---------------|-------------|
| | M€ | vs B2021 | M€ | vs B2021 | M€ | vs B2021 | M€ | vs B2021 |
| Income | 150,7 | 5,5 | 75,3 | 3,9 | 496,3 | 3,3 | 722,3 | 12,7 |
| <i>Self Generated Revenues</i> | 85,7 | 5,0 | 75,3 | 3,9 | 335,0 | 4,7 | 496,0 | 13,6 |
| <i>External Donations</i> | 65,0 | 0,5 | | | 121,3 | (4,4) | 186,3 | (3,9) |
| <i>Related entities contributions</i> | | - | | | 40,0 | 3,0 | 40,0 | 3,0 |
| Expenses | 237,8 | 7,8 | 43,0 | (8,6) | 505,2 | 4,8 | 786,0 | 4,0 |
| Net Income | (87,1) | (2,3) | 32,3 | 12,5 | (8,9) | (1,5) | (63,7) | 8,7 |

"Fondo Obolo" and "Fondi Intitolati"

| | | | | | | | | |
|-------------------|-------------|----------|--|--|--|--|-------------|----------|
| Income | 47,3 | - | | | | | 47,3 | - |
| Expenses | 17,0 | - | | | | | 17,0 | - |
| Net Income | 30,3 | - | | | | | 30,3 | - |

HOLY SEES' 2022 TOTAL BUDGET

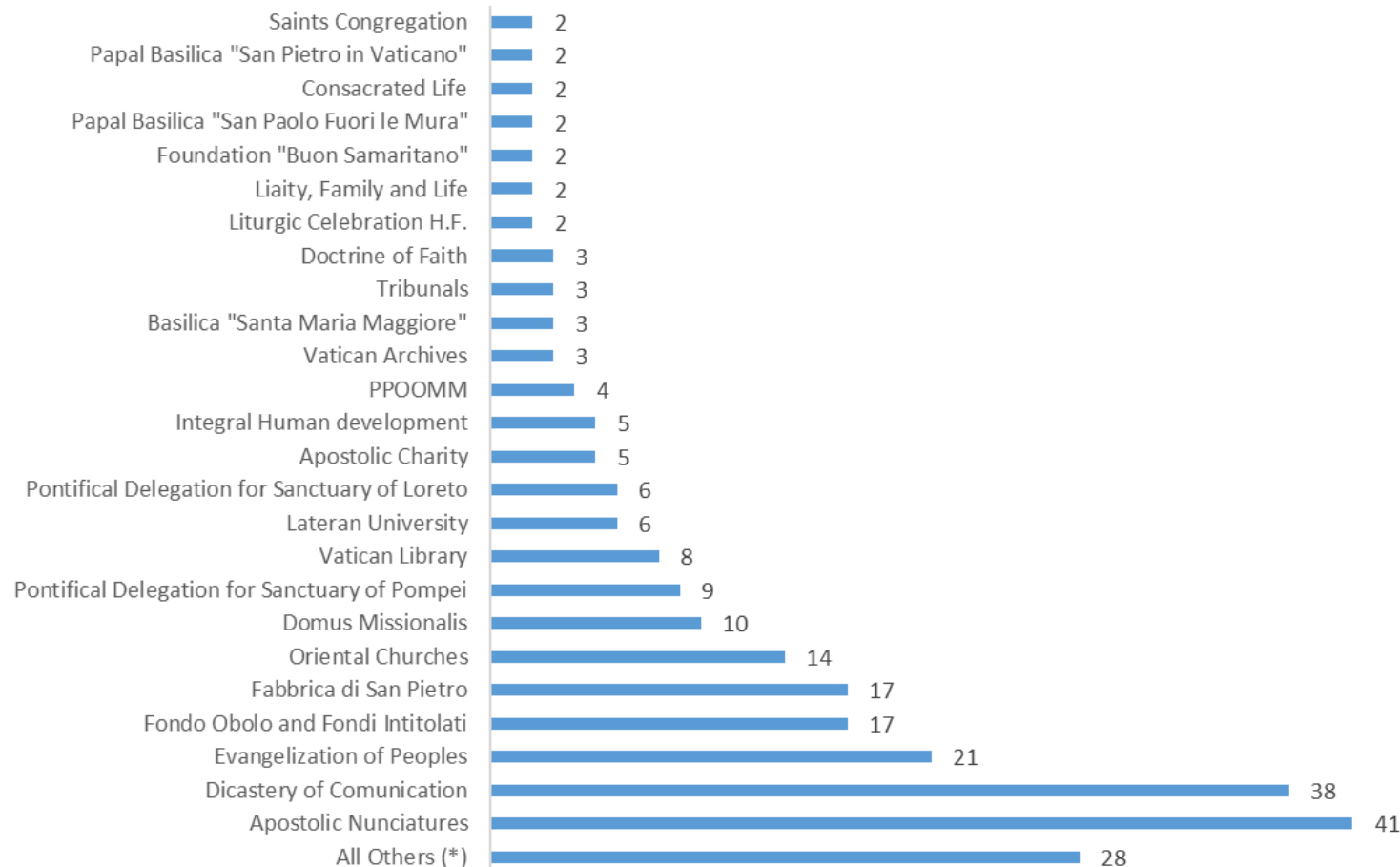
| | | | | | | | | |
|-------------------|---------------|--------------|-------------|--------------|--------------|--------------|---------------|-------------|
| Income | 198,0 | 5,5 | 75,3 | 3,9 | 496,3 | 3,3 | 769,6 | 12,7 |
| Expenses | 254,8 | 7,8 | 43,0 | (8,6) | 505,2 | 4,8 | 803,0 | 4,0 |
| Net Income | (56,8) | (2,3) | 32,3 | 12,5 | (8,9) | (1,5) | (33,4) | 8,7 |

NET REVENUES REAL ESTATE ACTIVITIES COVER LITTLE PART OF THE EXPENSES NECESSARY FOR THE **APOSTOLIC MISSION OF THE HOLY SEE** WHICH IS LARGELY DEPENDENT ON **DONATIONS** AND THE USE OF RESERVES.

Compared to 2021 presentation it has been some changes in the criteria of classification of Incomes to better adapt it to reality. 2021 is restated for comparison purpose.

2022 BUDGET APOSTOLIC MISSION

EXPENSES DETAILS BY ENTITIES



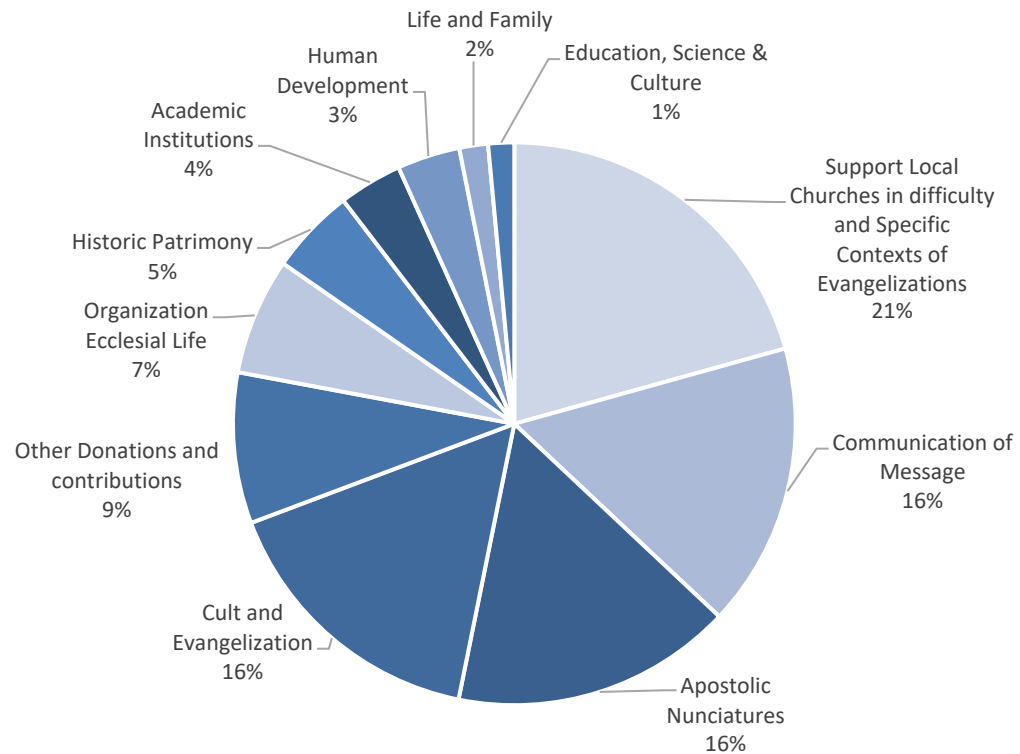
THE APOSTOLIC MISSION OF THE HOLY SEE ENVELOPES **69 ENTITIES**, 8 OF WHICH ABSORB AROUND 2/3 OF THE RESOURCES.

* The "All Others" category includes

- **4 Congregations** – as for example the Congregation for Catholic Education
- **5 Pontifical Councils** – as for example the Pontifical Council for Interreligious Dialogue
- **7 Pontifical Commissions** – as for example the Pontifical Commission for the Protection of Minors)
- **9 Pontifical Academies** – as for example the Pontifical Academy of Sciences
- **14 Foundations** – as for example the Foundation Giovanni Paolo II
- **4 Papal Basilica** – as for example the Giovanni in Laterano
- **9 Pontifical Academies** – as for example the Pontifical Academy
- **4 other Holy See entities** as the Bishop' Synod.

2022 BUDGET APOSTOLIC MISSION

EXPENSES DETAILS BY CONCEPT



THE **MAJORITY** (78%) OF THE RESOURCES DEDICATED TO THE **APOSTOLIC MISSION**, ARE DESTINED TO THE TO SUPPORT LOCAL CHURCHES IN DIFFICULTY AND IN SPECIFIC CONTEXTS OF EVANGELIZATION (21%); COMMUNICATE THE MESSAGE OF THE HOLY SEE (16%); ITS PRESENCE IN THE WORLD (16%); SUSTAIN CULT AND EVANGELIZATION (16%); AND CHARITY (9%)

Apostolic Mission by Concept

| | M€ |
|---|--------------|
| Support Local Churches in difficulty and Specific Contexts of Evangelizations | 52,7 |
| Communication of Message | 41,6 |
| Apostolic Nunciatures | 41,2 |
| Cult and Evangelization | 41 |
| Other Donations and contributions | 22,1 |
| Organization Ecclesial Life | 17,1 |
| Historic Patrimony | 12,6 |
| Academic Institutions | 9,3 |
| Human Development | 9,2 |
| Life and Family | 4,2 |
| Education, Science & Culture | 3,8 |
| TOTAL | 254,8 |

“In the last years we have taken important steps in improving transparency, efficiency and cost containment. However, in order to ensure the sustainability of the Holy See and support the mission of the Holy Father, we need to improve the level of incomes and find ways to channel the generosity of the faithful.”

Fr. Juan Antonio Guerrero
Prefect of the Secretariat for the Economy
of the Holy See



2022 MISSION BUDGET «COMPARABLE BASIS» FORMER PERIMETER

Secretariat for the Economy



2022 BUDGET APOSTOLIC MISSION

ENTITIES (COMPARABLE BASIS)

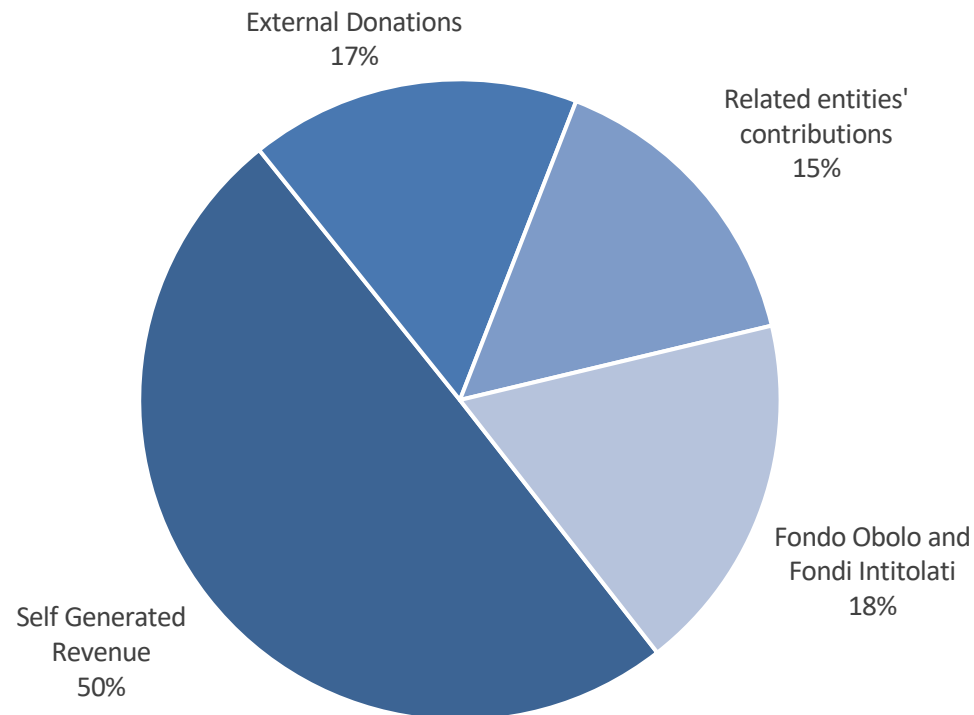
| M€ | Holy See's 2022 Total Budget | Holy See's 2021 Total Budget | Variance B2022 vs B2021 |
|--------------------------------------|---------------------------------|---------------------------------|----------------------------|
| Operating income | 240,5 | 237,9 | 2,6 |
| External donations | 89,8 | 98,4 | (8,6) |
| Related entities' contributions | 40,0 | 37,0 | 3,0 |
| Real Estate Management | 81,8 | 75,0 | 6,8 |
| Commercial | 18,4 | 17,1 | 1,3 |
| Services | 10,5 | 10,4 | 0,1 |
| Operating expenses | 299,7 | 301,9 | (2,2) |
| Personnel costs | 137,6 | 139,5 | (1,9) |
| Administrative and general costs | 122,2 | 117,1 | 5,1 |
| Donations and contributions granted | 35,7 | 38,5 | (2,8) |
| Depreciation and other loss of value | 4,2 | 6,8 | (2,6) |
| Operating result | (59,2) | (64,0) | 4,8 |
| Financial income | 19,8 | 22,5 | (2,7) |
| Financial expenses | 6,4 | 8,2 | (1,8) |
| Financial result | 13,4 | 14,3 | (0,9) |
| Net income | (45,8) | (49,7) | 3,9 |

IN A COMPARABLE BASIS, INCOME AND EXPENSES ARE SLIGHTLY IMPROVING VS 2021 BUDGET BUT WITH A SIGNIFICANT **DROP IN EXTERNAL DONATIONS.**

For comparison purposes -given that 2021 actual figures are still in the finalization process-, 2021 restated Budget will be used as the reference point.

2022 BUDGET APOSTOLIC MISSION

SOURCE OF REVENUE



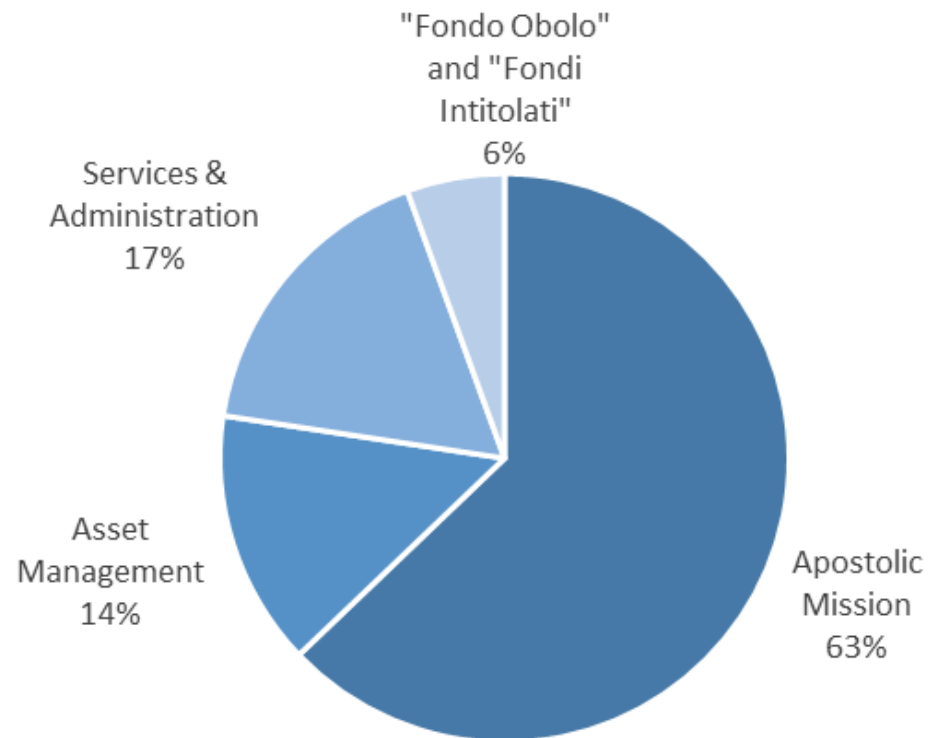
AFTER TWO YEARS HEAVILY IMPACTED BY THE PANDEMIC, ASSUMPTION FOR 2022 IS A **PROGRESSIVE RECOVERY** OF ECONOMIC ACTIVITIES BUT **NOT YET FOR DONATIONS AND CONTRIBUTIONS**.

2022 approved Budget includes TOTAL INCOME OF €260,3M.

| Income - M€ | 2022 Budget | 2021 Budget | vs B2021 |
|--|---------------------|---------------------|---------------------|
| <u>Self Generated Revenues</u> | <u>129,6</u> | <u>124,1</u> | <u>5,5</u> |
| Real Estate Management | 81,8 | 75,0 | 6,8 |
| Financial income | 19,8 | 22,5 | (2,7) |
| Commercial | 18,4 | 17,1 | 1,3 |
| Services | 9,6 | 9,5 | 0,1 |
| <u>External Donations</u> | <u>43,4</u> | <u>52,0</u> | <u>(8,6)</u> |
| Dedicated Donation | 23,4 | 31,6 | (8,2) |
| Dioceses Donation | 20,0 | 20,4 | (0,4) |
| <u>Services</u> | <u>40,0</u> | <u>37,0</u> | <u>3,0</u> |
| Governorate SCV | 15,0 | 15,0 | - |
| IOR | 25,0 | 22,0 | 3,0 |
| <u>Fondo Obolo and Fondi Intitolati</u> | <u>47,3</u> | <u>47,3</u> | <u>=</u> |
| TOTAL | 260,3 | 260,4 | (0,1) |

2022 BUDGET APOSTOLIC MISSION

USE OF RESOURCES



EXPENSES ARE LOWER THAN 2021 AND RECORD LOW FOR THE SECOND YEAR IN A ROW.

| Expenses - M€ | Apostolic Mission | | Asset Management | | Services & Administration | | TOTAL | |
|--------------------------------------|-------------------|--------------|------------------|--------------|---------------------------|------------|--------------|--------------|
| | M€ | vs B2021 | M€ | vs B2021 | M€ | vs B2021 | M€ | vs B2021 |
| Secretariat of State | 41,2 | - | - | - | 19,7 | (0,1) | 60,9 | (0,1) |
| A.P.S.A. | | | 44,5 | (6,9) | - | | 44,5 | (6,9) |
| Dicastery of Communication | 43,1 | 0,3 | - | | - | | 43,1 | 0,3 |
| Evangelization of Peoples | 22,8 | (2,5) | - | | - | | 22,8 | (2,5) |
| Oriental Churches | 14,5 | (0,6) | - | | - | | 14,5 | (0,6) |
| All Others | 70,8 | 1,2 | - | | 32,5 | 4,6 | 103,3 | 5,8 |
| Total Expenses | 192,4 | (1,6) | 44,5 | (6,9) | 52,2 | 4,5 | 289,1 | (4,0) |
| "Fondo Obolo" and "Fondi Intitolati" | 17,0 | - | | | | | 17,0 | - |
| Total Expenses | 209,4 | (1,6) | 44,5 | (6,9) | 52,2 | 4,5 | 306,1 | (4,0) |

2022 BUDGET APOSTOLIC MISSION

FUNDING NEEDS – FORMER PERIMETER

| M€ | Apostolic Mission | | Asset Management | | Services & Administration | | TOTAL | |
|---------------------------------------|-------------------|--------------|------------------|--------------|---------------------------|--------------|---------------|--------------|
| | M€ | vs B2021 | M€ | vs B2021 | M€ | vs B2021 | M€ | vs B2021 |
| Income | 91,1 | (3,6) | 75,4 | 4,0 | 46,5 | (0,5) | 213,0 | (0,1) |
| <i>Self Generated Revenues</i> | 53,5 | 0,6 | 75,4 | 4,0 | 0,7 | 0,9 | 129,6 | 5,5 |
| <i>External Donations</i> | 37,6 | (4,2) | | | 5,8 | (4,4) | 43,4 | (8,6) |
| <i>Related entities contributions</i> | | - | | | 40,0 | 3,0 | 40,0 | 3,0 |
| Expenses | 192,4 | (1,6) | 44,5 | (6,9) | 52,2 | 4,5 | 289,1 | (4,0) |
| Net Income | (101,3) | (2,0) | 30,9 | 10,9 | (5,7) | (5,0) | (76,1) | 3,9 |

"Fondo Obolo" and "Fondi Intitolati"

| | | | | | | | | |
|-------------------|-------------|----------|--|--|--|--|-------------|----------|
| Income | 47,3 | - | | | | | 47,3 | - |
| Expenses | 17,0 | - | | | | | 17,0 | - |
| Net Income | 30,3 | - | | | | | 30,3 | - |

HOLY SEES' 2022 TOTAL BUDGET

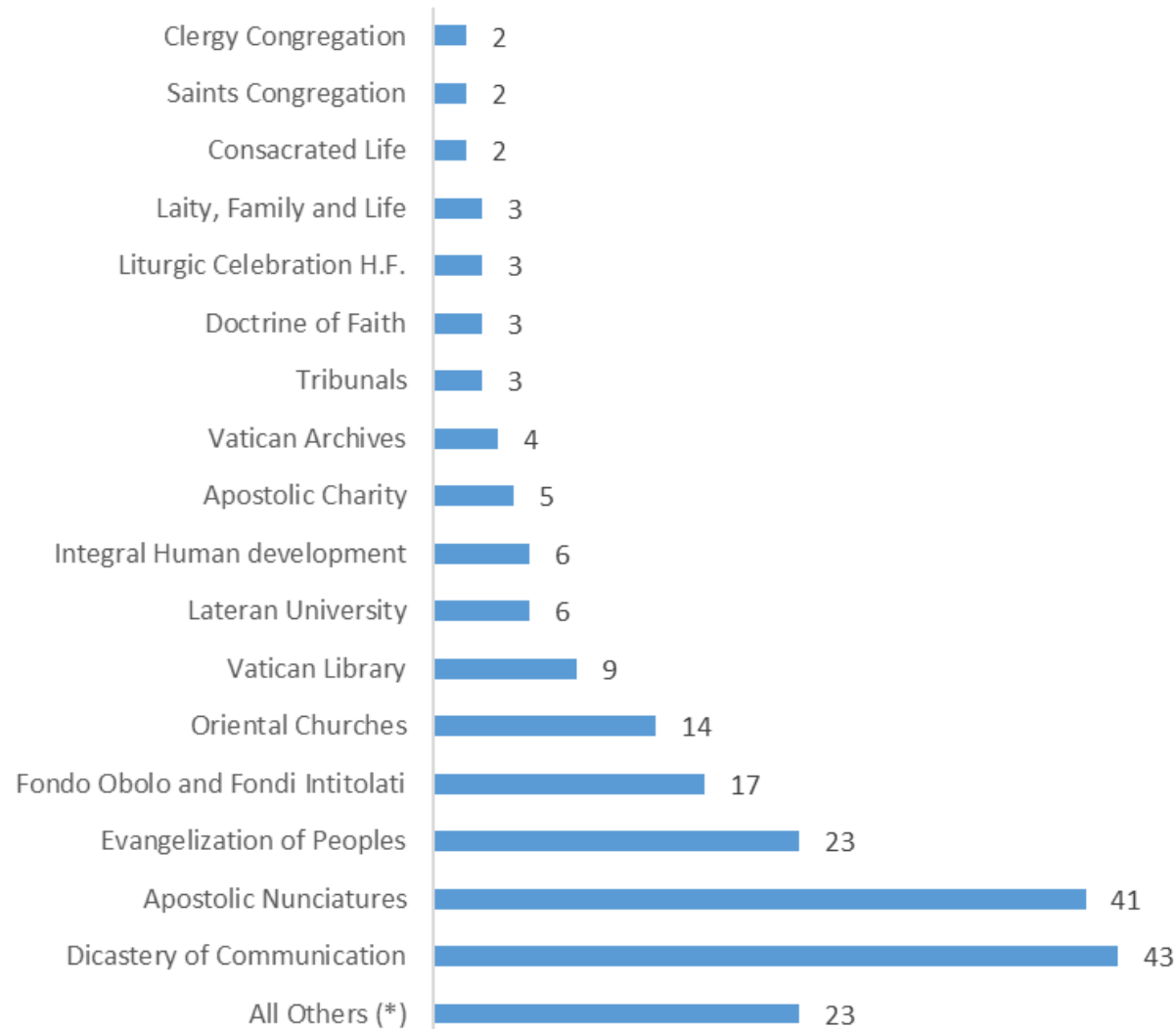
| | | | | | | | | |
|-------------------|---------------|--------------|-------------|-------------|--------------|--------------|---------------|------------|
| Income | 138,4 | (3,6) | 75,4 | 4,0 | 46,5 | (0,5) | 260,3 | (0,1) |
| Expenses | 209,4 | (1,6) | 44,5 | (6,9) | 52,2 | 4,5 | 306,1 | (4,0) |
| Net Income | (71,0) | (2,0) | 30,9 | 10,9 | (5,7) | (5,0) | (45,8) | 3,9 |

NET REVENUES GENERATED BY REAL ESTATE ACTIVITIES COVER **LITTLE** PART OF THE EXPENSES NECESSARY FOR THE **APOSTOLIC MISSION OF THE HOLY SEE** WHICH IS LARGELY DEPENDENT ON **DONATIONS** AND THE USE OF RESERVES.

Compared to 2021 presentation it has been some changes in the criteria of clasiffication of Incomes to better adapt it to reality. 2021 is restated for comparison purpose.

2022 BUDGET APOSTOLIC MISSION

EXPENSES DETAILS BY ENTITIES – FOMER PERIMETER



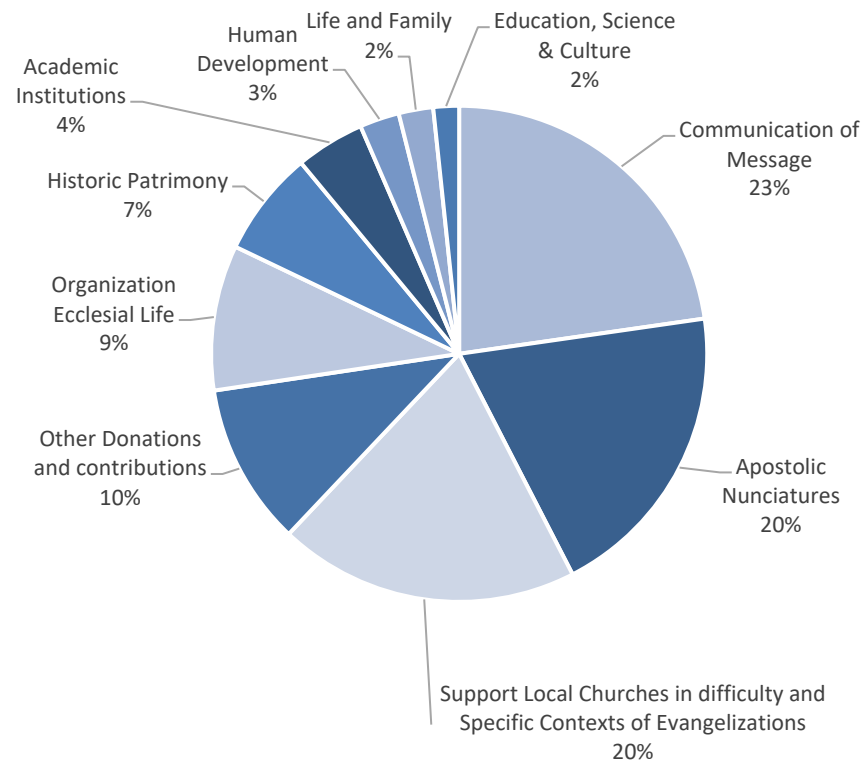
THE APOSTOLIC MISSION OF THE HOLY SEE ENVELOPES **44 ENTITIES**, 8 OF WHICH ABSORB AROUND 2/3 OF THE RESOURCES.

* The “All Others” category includes

- **3 Congregations** – as for example the Congregation for Catholic Education
- **5 Pontifical Councils** – as for example the Pontifical Council for Interreligious Dialogue
- **7 Pontifical Commissions** – as for example the Pontifical Commission for the Protection of Minors)
- **9 Pontifical Academies** – as for example the Pontifical Academy of Sciences
- **4 other Holy See entities** as the Bishop’ Synod.

2022 BUDGET APOSTOLIC MISSION

EXPENSES DETAILED BY CONCEPT – FORMER PERIMETER



THE **MAJORITY** (73%) OF THE RESOURCES DEDICATED TO THE **APOSTOLIC MISSION**, ARE DESTINED TO COMMUNICATE THE MESSAGE OF THE HOLY SEE (23%); ITS PRESENCE IN THE WORLD (20%); THE TO SUPPORT LOCAL CHURCHES IN DIFFICULTY AND IN SPECIFIC CONTEXTS OF EVANGELIZATION (20%); AND CHARITY (11%)

| Apostolic Mission by Concept | M€ |
|---|------------|
| Communication of Message | 47,5 |
| Apostolic Nunciatures | 41,2 |
| Support Local Churches in difficulty and Specific Contexts of Evangelizations | 41 |
| Other Donations and contributions | 22,1 |
| Organization Ecclesial Life | 19,8 |
| Historic Patrimony | 14,4 |
| Academic Institutions | 9,4 |
| Human Development | 5,4 |
| Life and Family | 4,7 |
| Education, Science & Culture | 3,5 |
| TOTAL | 209 |